

# SMARTZONE LITE

# 2 ZONE CONTROL

FOR 3+ ZONES: SEE SMARTZONE-4X



**GAS/ELECTRIC  
HEAT PUMP W/ AUX  
DUAL/FOSSIL FUEL**

**SINGLE OR MULTI-STAGE**

**3 HEATING 2 COOLING**

**ECOJAY SMARTZONE-LITE** IS A UNIVERSAL 2-ZONE RESIDENTIAL & LIGHT COMMERCIAL CONTROLLER. EASILY CONFIGURABLE TO SATISFY A WIDE RANGE OF APPLICATIONS AND EQUIPMENT REQUIREMENTS. SIMPLE INSTALLATION AND SETUP MAKE **SMARTZONE-LITE** PERFECT FOR NEW CONSTRUCTION, CHANGE-OUT, RETRO-FIT & UPGRADES. COMPREHENSIVE DISPLAY PROVIDES SYSTEM STATUS INFORMATION: EQUIPMENT MODE, THERMOSTAT CALLS & SUPPLY TEMP\*. LED'S SHOWING DAMPER STATUS SIMPLIFY TROUBLESHOOTING. **SMARTZONE-LITE** CAN MAXIMIZE EQUIPMENT EFFICIENCY & PROTECTION WITH OPTIONAL SUPPLY TEMPERATURE SENSOR (#ASAS). UNIVERSAL COMPATIBILITY, TIME SAVING AND EXCLUSIVE VALUE-ADDED FEATURES MAKE **SMARTZONE-LITE** THE SMART CHOICE FOR ANY 2 ZONE SYSTEM.

**EASILY CONFIGURE**  
SETTINGS IN SECONDS WITH SIMPLE DIP SWITCH SETUP  
*NO HIDDEN SETTINGS*

**PUSH BUTTON TO READ MORE STATUS** (ZONE MODES & SUPPLY TEMP) SCROLLED ON DISPLAY  
SEE VIDEO [ECOJAY.COM](http://ECOJAY.COM)

**RED LED INDICATES POWER**

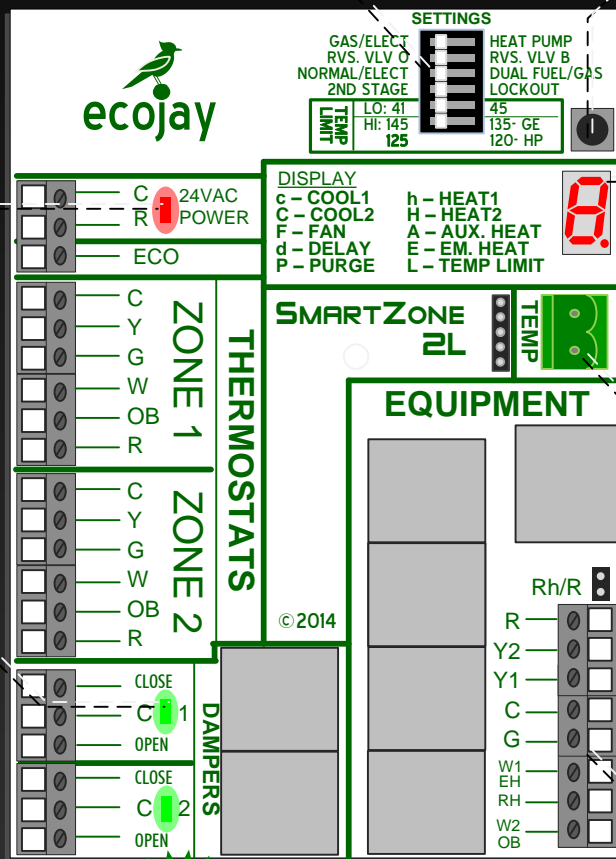
**COMPREHENSIVE DISPLAY SHOWS** EQUIPMENT MODE, STATUS & MORE INFO THAN EVER BEFORE!  
**SEE OTHER SIDE**

**EXCLUSIVE ECO MODE**

**USE ANY THERMOSTAT**

**GREEN LED INDICATES DAMPER OPEN**

**USE ANY 2 OR 3 WIRE DAMPER**



**OPTIONAL SUPPLY TEMP SENSOR** (PART# ASAS) FOR EQUIPMENT PROTECTION AND SMART-STAGING

WITHOUT TEMP SENSOR, STAGING WILL BE BASED ON TIME ONLY AND NO TEMPERATURE LIMITS

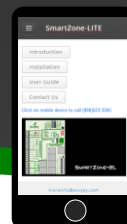
**CONTROL ANY SINGLE OR MULTI-STAGE EQUIPMENT**

**100% BEST PRICE VALUE GUARANTEE**

**PART # Z52L**

VERSION '2' FIRMWARE - SHOWN ON DISPLAY WHEN BOARD POWERED

MORE INFO:  
**SMARTZONELITE.COM**



- MOBILE INSTALL GUIDE
- USER GUIDE
- VIDEOS
- DOCUMENTS



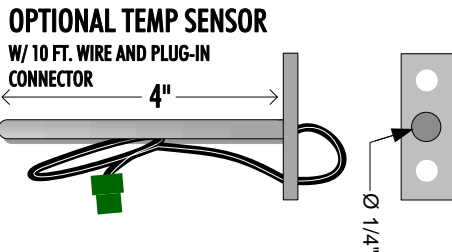
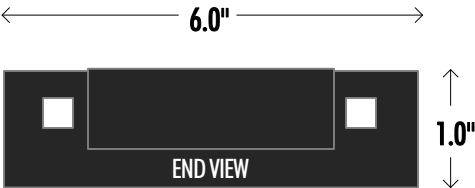
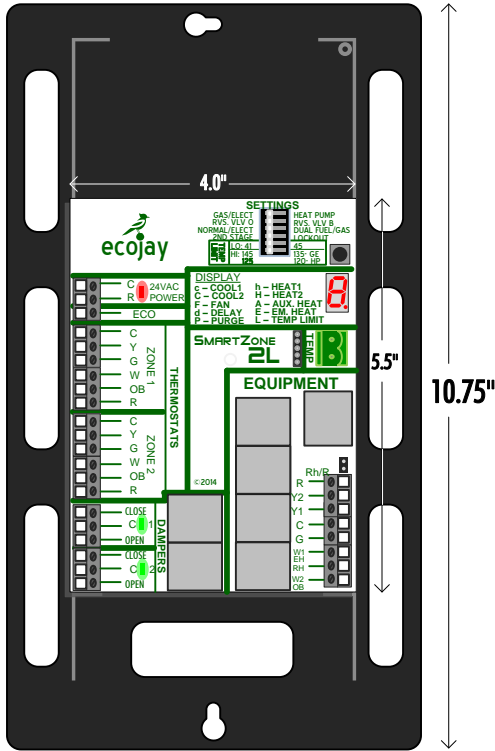
**5 YEAR LIMITED WARRANTY**

[ecojay.com](http://ecojay.com)  
888-523-3265



# SMARTZONE LITE SPECIFICATION

ENCLOSURE DURABLE ABS PLASTIC



<b>POWER</b>	<b>SMARTZONE-2L</b>	10VA MAX
	<b>SYSTEM</b>	10VA + Thermostat (3VA) + Damper (3 to 10 VA) = Total Transformer Size
	<b>PROTECTION</b>	Integrated <b>250mA PolyFuse</b> – <b>RED LED</b> indicates power connected & polyfuse GOOD. (Field supplied transformer should also be fused)

<b>OUTPUTS</b>	<b>EQUIPMENT</b> 2 stages cool 3 stages heat Gas/Electric Heat Pump Dual Fuel	<b>10 AMP @ 24VAC Contact Rating</b> <b>LABEL</b> – DESCRIPTION (EQUIPMENT MODE shown on DISPLAY) <b>RH</b> – 24VAC <i>HOT</i> from Heating Transformer on Equipment <b>RC</b> – 24VAC <i>HOT</i> from Cooling Transformer on Equipment <b>C</b> – 24VAC COMMON from Transformer on Equipment <b>Y1</b> – 1 <sup>st</sup> Stage Compressor <b>Y2</b> – 2 <sup>nd</sup> Stage Compressor <b>G</b> – Fan <b>W1/EH</b> – 1 <sup>st</sup> Stage Heat OR Emergency Heat <b>W2/OB</b> – 2 <sup>nd</sup> Stage Heat OR Reversing Valve
	<b>DAMPERS</b> 2 or 3 Wire 24VAC	<b>10 AMP @ 24VAC Contact Rating (40VA)</b> – <b>GREEN LED</b> indicates OPEN Power-Close / Spring-Open Dampers (10VA) Power-Open / Spring-Close Dampers (10VA) Power-Open / Power-Close Dampers (3VA)

<b>INPUTS</b>	<b>THERMOSTAT</b> Matching EQUIPMENT Type Single Stage Heat Pump w/ Em. Heat or Gas Electric	<b>LABEL – DESCRIPTION (PRESS BUTTON to see Thermostat Calls)</b> <b>R</b> – 24VAC <i>HOT</i> <b>C</b> – Common <b>Y</b> – Compressor <b>G</b> – Fan <b>W</b> – Heat OR Emergency Heat <b>O/B</b> – Reversing Valve <b>ECO</b> – Economy Input <i>NOTE: Power-stealing (robbing) thermostats should not be used</i>
	<b>TEMPERATURE (optional)</b>	<b>10K Type III Thermistor [0°F – 199°F] Accuracy ± 1°F</b> OPTIONAL ACCESSORY – PART # ASAS (PRESS BUTTON to see Supply Temp)

<b>CONFIG &amp; SETUP</b>	<b>DIP SWITCHES</b>	<b>DISPLAY</b>
	<p>Gas/Electric or Heat Pump Reversing Valve <b>O</b> or <b>B</b> for Heat Pump Normal/Electric or Dual Fuel/Gas for Heat Pump/Heat fan delay Allow 2<sup>nd</sup> Stage ALWAYS or ONLY with both Zones calling LO TEMP 41° or LO TEMP 45° HI TEMP 145 (G/E) 125°(H.P) or HI TEMP 135 (G/E) 120°(H.P.)</p> <p><b>GAS/ELECT</b> RVS. VLV. <b>O</b> NORMAL / ELECT 2<sup>nd</sup> STAGE LO TEMP: <b>41</b> HI TEMP: <b>145 (G/E)</b> <b>125 (HP)</b></p> <p><b>HEAT PUMP</b> <b>B</b> DUAL FUEL / GAS LOCKOUT <b>45</b> <b>135 (G/E)</b> <b>120 (HP)</b></p>	<p><b>HEATING 1<sup>st</sup> STAGE</b> <b>H</b>      <b>EMERGENCY HEAT</b> <b>E</b></p> <p><b>HEATING 2<sup>nd</sup> STAGE</b> <b>H</b>      <b>AUXILIARY HEAT</b> <b>A</b></p> <p><b>COOLING 2<sup>nd</sup> STAGE</b> <b>C</b>      <b>FAN ONLY</b> <b>F</b></p> <p><b>COOLING 1<sup>st</sup> STAGE</b> <b>C</b>      <b>LO or HI LIMIT (FLASHING)</b> <b>L</b></p> <p><b>PURGE / CHANGEOVER</b> <b>P</b>      <b>DELAY (3 MINUTE)</b> <b>d</b></p> <p><b>TEMP SENSOR INDICATOR (FLASHING = NOT DETECTED)</b> <b>*</b></p>
	<p><b>PUSH BUTTON</b></p> <p>DISPLAY WILL SEQUENCE THROUGH THE FOLLOWING INFORMATION: • ZONE 1 THERMOSTAT "CALL MODE" • ZONE 2 THERMOSTAT "CALL MODE" • SUPPLY TEMP (IF SENSOR INSTALLED)</p> <p>FULL SEQUENCE SHOWN BELOW WILL DISPLAY ONE DIGIT AT A TIME AFTER BUTTON IS PRESSED AND RELEASED:</p> <p>AFTER DIGITS ABOVE ARE DISPLAYED, THE DISPLAY WILL RETURN TO NORMAL OPERATION (SHOWN UNDER "DISPLAY")</p>	<p><b>TEMPERATURE</b></p> <p>1 . C 2 . H 3 . 0 7 3 9</p> <p><b>POSSIBLE THERMOSTAT ZONE CALL MODES</b></p> <p>COOL OR HEAT OR FAN OR (NO CALL)</p> <p>C OR H OR F OR I</p>



## PART NUMBERS

<b>ZS2L</b>	SmartZone-2L	2-Zone Controller
<b>ZS4X-2.0</b>	SmartZone-4X	4-Zone Controller (up to 20 Zones)

### MORE INFORMATION

- ▶ ECOJAY SMARTZONE-LITE INSTALL GUIDE
- ▶ ECOJAY SMARTZONE ZONING GUIDE INFO ON ALL ECOJAY ZONING PRODUCTS
- ▶ DOCUMENTS, GUIDES, VIDEOS & MORE AVAILABLE AT [ECOJAY.COM](http://ECOJAY.COM)
- ▶ OR BY CALLING 1-888-523-ECOJAY (3265)